

# POLSKIE PISMO ENTOMOLOGICZNE

BULLETIN ENTOMOLOGIQUE DE LA POLOGNE

T. XIX

1949

Zeszyt 3 4

Uwagi o wioślakach (*Corixidae*). XXIV—XXVIII<sup>1)</sup>.

Notes on *Corixidae*. XXIV—XXVIII<sup>1)</sup>.

(With 4 textfigures).

podal

TADEUSZ JACZEWSKI

## XXIV.

The specific identity of *Corisa sexlineata* Reuter.

In 1883 O. M. Reuter described a new species of *Corixidae* from West Africa under the name *Corisa sexlineata* Reut.<sup>2)</sup> The original description was based on a single ♂ specimen taken at Addah (Adda), Gold Coast Colony. It is quite natural that this description, written over 60 years ago, although giving many details as to general shape and colour, contains little that could help to recognize the species. In one of my early papers<sup>3)</sup> I referred to this species, although then with some doubt, two ♀♀ taken at Dakar, French Senegal, in 1921. Later, however, having become better acquainted with the *Corixidae* of the Ethiopian Region, I began to suspect strongly that the species of O. M. Reuter may be identical with *Sigara hedenborgi* Lundblad

<sup>1)</sup> Cf.: Ann. Mus. Zool. Pol., Warszawa, 13, No. 23, 1939, pp. 269—302, ff. 1—24.

<sup>2)</sup> Öfv. Finska Vet.-Soc. Förhandl., Helsingfors, 25, (1882—1883) 1883, p. 42.

<sup>3)</sup> Ann. Zool. Mus. Pol. H. N., Warszawa, 5, 1926, p. 102, pl. III, ff. 2—3.

described in 1928 <sup>4</sup>). My supposition as to this possible identity was based in particular, in absence of more important structural details in the original description, on the pattern of the pronotal disc which has six almost regular pale transverse stripes in *S. hedenborgi* L u n d b l.; the same feature is given in the original description of *C. sexlineata* R e u t., and even emphasized in its name. Other Ethiopian Corixids of similar size and shape show as a rule longer pronotal discs with more numerous pale transverse stripes. Also the shortness of the pronotal keel and its feeble development is characteristic for *C. sexlineata* R e u t., as stated in the original description, and I could find the same in all specimens of *S. hedenborgi* L u n d b l. which I was able to examine on various occasions.

Owing to the kindness of Dr. R. F r e y, to whom I am expressing herewith my sincere gratitude, I received recently from the Zoological Museum of the Helsinki University the original holotype ♂ specimen of *C. sexlineata* R e u t., with the permission not only to examine it externally, but also to dissect its genital armature.

The result was completely in favour of my supposition, and there can be no doubt that *S. hedenborgi* L u n d b l. is conspecific with *C. sexlineata* R e u t., this latter name having, of course, priority. I am giving here a drawing of the right clasper (Fig. 1)




Fig. 1. *Sigara sexlineata* (R e u t.), ♂. Right clasper. × 50.

of the holotype ♂ for comparison with the corresponding fig. 23a in Dr. O. L u n d b l a d's description. The number of paler pegs was 28 in the Helsinki specimen. The strigil has 5—6 partly irregular combs. The central lobe of the seventh abdominal tergite differs from fig. 21 in Dr. O. L u n d b l a d's description in

<sup>4</sup>) Entom. Tidskr., Stockholm, 48, 1928, pp. 235—237, ff. 19—23, pl. VI, f. 5.

lacking the small pointed denticle, but this detail does not seem to be of particular importance. It is, of course, quite possible that the species will show local forms or subspecies over the vast area of its distribution, between Egypt and West Africa, but much more material would be necessary to solve such a question.

The full synonymy of this Corixid appears as follows :

*Sigara sexlineata* (Reuter), 1883.

*Corisa sexlineata* Reuter, Öfv. Finska Vet.-Soc. Förhandl., Helsingfors, 25, (1882—1883) 1883, p. 42. Orig. descr.

*Callicorixa sexlineata* Jaczewski, Ann. Zool. Mus. Pol. H. N., Warszawa, 5, 1926, p. 102, pl. III, ff. 2—3. Suppl. descr., distr.

*Sigara hedenborgi* Lundblad, Entom. Tidskr., Stockholm, 48, 1928, pp. 235—237, ff. 19—23, pl. VI, f. 5. Syn. orig. descr.

*Sigara (Sigara) hedenborgi* Hutchinson, Proc. Zool. Soc., London, 1930, pp. 438—440, 462—463, f. 15. Suppl. descr., distr.

*Sigara hedenborgi* Jaczewski, Arch. Hydrobiol., Stuttgart, 23, 1931, p. 510. Distr.

*Sigara hedenborgi* Jaczewski, Stylops, London 1, 1932, p. 102. Distr.

*Sigara (Sigara) hedenborgi* Hutchinson, Intern. Rev. Hydrobiol. Hydrogr., Leipzig, 28, 1933, pp. 453, 464. Gen. notes on distr.

*Sigara hedenborgi* Jaczewski, Ann. Mus. Zool. Pol., Warszawa, 11, No. 10, 1936, pp. 172—176, 178—179, 185, 202—204, 206—207. Distr.

Up till present the species is known to occur in Egypt, Abyssinia, Southern Sudan, the Tanganyika Territory, French Senegal and the Gold Coast Colony; it seems to have thus a wide area of distribution over the northern parts of the Ethiopian Region.

According to subgeneric divisions adopted lately by G. E. Hutchinson<sup>5)</sup>, G. A. Walton<sup>6)</sup>, and H. B. Hungerford<sup>7)</sup> *Sigara sexlineata* (Reut.) falls within the subgenus *Tropocorixa* Hutch. My opinion as to the generic and subgeneric units of the *Corixidae* is, however, somewhat different, and I hope to be able to publish soon a critical revision dealing with this subject.

<sup>5)</sup> Trans. Conn. Acad. Arts a. Sc., New Haven, Conn., 33, 1940, pp. 339—476, pl. I—XXXVI.

<sup>6)</sup> Trans. Soc. British Entom., Southampton, 8, 1943, pp. 155—168.

<sup>7)</sup> Univ. Kansas Sc. Bull., Lawrence, Kans., 32, 1948, pp. 1—827, ff. 1—19, pl. I—CXII.

## XXV.

On some Pleistocene *Corixidae* described

by A. M. Łomnicki.

In 1894 A. M. Łomnicki<sup>8)</sup> described, among other fossil insects, four species of *Corixidae* from the Pleistocene ozokerite silt of Boryslaw (northern slope of the Carpathian Mountains, Ukrainian S. S. R.). I had the opportunity to study subsequently a part of the original material and to give redescriptions of two of the species in question<sup>9)</sup>. The excellent state of preservation of these insects made it possible to examine various details of their morphology, in particular the structure of their male genital armature. I was planning at that time to continue these studies and to publish at a later date a general revision of these interesting fossil Corixids. Unfortunately, the material which I had at the Polish Museum of Zoology, Warsaw, was destroyed by fire in 1944, and there is no hope to obtain soon fresh one from the original locality. To close this matter as far as it is possible at present I have therefore to restrict myself to the publication of the following notes.

*Sigara (Callicorixa) producta* (Reuter), 1880.

*Corisa ozokeritica* Łomnicki, Pleist. ow. z Borysławia, Muz. Dzied., Lwów, 4, 1894, pp. 95—97, pl. IX, f. 79. Syn. orig. descr., foss.

*Callicorixa ozokeritica* Jaczewski, Rozpr. Wiad. Muz. Dzied., Lwów, 7—8, (1921—22) 1923, pp. 56—59, pl. II, ff. 1, 3, 4, 6. Redescr., foss.

*Sigara (Sigara) ozokeritica* Jaczewski, X Congr. Intern. Zool., Budapest, 1929, pp. 1276—1277, 1280. Syst. pos.

A comparison of my figures in the redescription of the species of Łomnicki with those given by Dr. O. Lundblad in his excellent redescription of *S. (C.) producta* (Reut.)<sup>10)</sup>

<sup>8)</sup> Pleistoceńskie owady z Borysławia (Fauna pleistocena insectorum Boryslaviensium); Muz. Dzied., Lwów, 4, 1894, 4 + 116 pp., 2 ff., pl. I—IX.

<sup>9)</sup> T. Jaczewski, Rozpr. Wiad. Muz. Dzied., Lwów, 7—8, (1921—22) 1923, pp. 55—59, pl. II. — Idem, X Congr. Intern. Zool., Budapest, 1929, pp. 1276—1281, ff. 1—4.

<sup>10)</sup> Entom. Tidskr., Stockholm, 48, 1927, pp. 85—89, ff. 5—7, pl. III, f. 21, pl. IV, ff. 22—28, pl. VII, ff. 51—53.

shows clearly that the two forms are conspecific. A similar opinion has been expressed already by Dr. O. Lundblad in one of his later papers<sup>11)</sup>. The species has at present a wide distribution over Northern Europe, Asia and North America, ranging from Scandinavia and Denmark in the West to Manchuria, Sakhalien, the Bering Strait region, Alaska, Yukon Territory and Manitoba in the East<sup>12)</sup>.

*Sigara (Arctocorisa) horváthi* (Łomnicki), 1894.

*Corisa (Glaenocorisa) Horvathi* (Łomnicki), Pleist. ow. z Boryslawia, Muz. Dzied., Lwów, 4, 1894, pp. 97—99, pl. IX, f. 80. Orig. descr., foss.

*Sigara (Sigara) Horváthi* Jaczewski, X Congr. Intern. Zool., Budapest, 1929, pp. 1278—1280, ff. 1—4. Redescr., syst. pos.

As I have pointed out already in my paper of 1929, this species stands very close to *S. (A.) germari* (Fieb.), and I would not be surprised if it even proved to be conspecific with the latter. However, the right clasper of the male, as shown in my redescription on fig. 4, is much more slender in its terminal portion than those of recent specimens of *S. (A.) germari* (Fieb.)<sup>13)</sup>. More material would be probably necessary to establish the range of variation of this part of the male genital armature in *S. (A.) germari* (Fieb.) and to decide the question of the systematic value of the fossil form described by Łomnicki.

## XXVI.

### Types of *Corixidae* lost at the Polish Museum of Zoology in 1944.

After the fall of the Warsaw Rising, in autumn, 1944, before their final retreat the German troops started a deliberate and „methodical“ burning down of various buildings in Warsaw. Under this „scheme“ the Polish Museum of Zoology was set on fire as well, and merely because of rainy weather prevailing at

<sup>11)</sup> Entom. Tidskr., Stockholm, 57, 1936, p. 57.

<sup>12)</sup> H. B. Hungerford, Univ. Kansas Sc. Bull., Lawrence, Kans., 32, 1948, pp. 473—478, pl. LXXIV, LXXVIII.

<sup>13)</sup> O. Lundblad, Entom. Tidskr., Stockholm, 46, 1925, pl. V, f. 16, and 47, 1926, p. 323, f. 3.



that time, the fire went out by itself so that only the upper two floors of the building, accommodating the Entomological Section of the Museum, have been destroyed.

Type specimens of the following species of *Corixidae*, belonging to the collection of the Polish Museum of Zoology, have been lost under these circumstances (types of forms which proved to have been described under synonymous names are omitted) :

*Ectemnostegella peruana* J a c z e w s k i, Ann. Mus. Zool. Pol., Warszawa, 9, No. 21, 1933, pp. 329—331, pl. XLVI, ff. 1, 3—5.

*Krizousacorixa azteca* J a c z e w s k i, Ann. Mus. Zool. Pol., Warszawa, 9, No. 15, 1931, pp. 211—213, pl. XXVIII, ff. 40—42, pl. XXIX, f. 65.

*Corisella tarascana* J a c z e w s k i, Ann. Mus. Zool. Pol., Warszawa, 9, No. 15, 1931, pp. 205—207, pl. XXVII, ff. 25—31, pl. XXIX, f. 63.

*Trichocorixa mendozana dar-pomorza* J a c z e w s k i = *Trichocorixa dar-pomorza* J a c z e w s k i, Ann. Mus. Zool. Pol., Warszawa, 10, No. 1, 1933, pp. 3—5, pl. I, ff. 1—5.

*Morphocorixa lundbladi* (J a c z e w s k i) = *Sigara (Morphocorixa) lundbladi* J a c z e w s k i, Ann. Mus. Zool. Pol., Warszawa, 9, No. 15, 1931, pp. 197—201, pl. XXVI, ff. 12, 14, 16—17, 19—20, pl. XXIX, f. 61.

*Sigara chrostowskii* J a c z e w s k i = *Sigara (Sigara) chrostowskii* J a c z e w s k i, Ann. Zool. Mus. Pol. H. N., Warszawa, 6, 1927, pp. 42—46, ff. 1—9, pl. II, f. 1.

*Sigara dita* J a c z e w s k i = *Sigara (Sigara) dita* J a c z e w s k i, Ann. Zool. Mus. Pol. H. N., Warszawa, 6, 1927, pp. 46—50, ff. 10—18, pl. II, f. 2.

*Sigara czakii* J a c z e w s k i = *Sigara (Sigara) czakii* J a c z e w s k i, Ann. Zool. Mus. Pol. H. N., Warszawa, 6, 1927, pp. 50—53, ff. 19—26, pl. II, f. 3.

*Sigara hungerfordi* J a c z e w s k i = *Sigara (Sigara) hungerfordi* J a c z e w s k i, Ann. Zool. Mus. Pol. H. N., Warszawa, 6, 1927, pp. 54—58, ff. 27—35, pl. II, f. 4.

*Sigara (Subsigara) italica* J a c z e w s k i = *Sigara (Sigara) italica* J a c z e w s k i, Ann. Mus. Zool. Pol., Warszawa, 9, No. 23, 1933, pp. 351—353, ff. 1—2.

*Corixa (Hesperocorixa) mandshurica* (J a c z e w s k i) =

*Callicorixa (Anticorixa) mandshurica* J a c z e w s k i, Ann. Zool. Mus. Pol. H. N., Warszawa, 3, 1924, pp. 151—153, pl. V, ff. 1—6.

*Agraptocorixa gestroi senegalensis* J a c z e w s k i, Ann. Zool. Mus. Pol. H. N., Warszawa, 5, 1926, pp. 97—100, ff. 54, 57—63.

*Agraptocorixa dakarica* J a c z e w s k i, Ann. Zool. Mus. Pol. H. N., Warszawa, 5, 1926, pp. 100—102, ff. 55—56, 64—70, pl. III, ff. 4—5.

## XXVII.

A new species of *Heterocorixa* B. White.

The Polish Museum of Zoology, Warsaw, possesses a set of 1 ♂, 5 ♀ and 3 larvae of the fifth instar of a species of *Heterocorixa* B. White from Southern Brazil, which proved to be new. Unfortunately, the only ♂ and 3 of the ♀♀ were teneral, and for this reason the following description has to be somewhat incomplete.

### *Heterocorixa kuntzei* n. sp.

Length 5—5,25 mm.

General appearance dark. Pronotal disc, clavus and basal part of corium with irregular pale markings. Underside blackish, legs brown.

Postocular space in the ♀ very wide, distance between posterior margin of head and inner eye angles almost as wide as synthlipsis and equal to the length of the inner eye margins when seen from above. Posterior edge of head produced in the middle into a sharp triangular point bearing a tuft of minute hairs. Lateral eye angles almost touching edge of head. Subocular margin of head with an angular prominence between lateral eye angle and base of antenna. The shape of the head of the ♂ could not be studied because of the shrivelled condition of the teneral specimen. Fourth antennal joint measures about 67 per cent. of the length of the third.

Pronotal disc strongly transverse, almost four times as wide as long, in the ♀ about twice shorter than the head when seen from above. Anterior margin concave in the middle, the poste-

rior one smoothly arched. Lateral angles rounded. Surface of disc rugose. Pronotal disc mottled with irregular pale markings, not arranged into transverse stripes, partly confluent with each other, especially along the anterior margin where they form an almost continuous pale border, reaching the lateral angles; posterior margin dark.

Hemelytra shining. Clavus and basal part of corium with pale irregular markings partly confluent with each other into indistinct transverse stripes. Terminal part of corium and right membrane uniformly brown, left membrane pale. Hind wings fully developed.

Metasternal xiphus by about  $\frac{1}{2}$  shorter than the hind coxae.

Front tibia of ♂ subequal in length with the pala, at the apex with a short, comb-like row of four spines and a few thin hairs. Pala (fig. 2) narrow, with 6 pegs of unequal size forming a curved row in its apical portion. Two short, stout bristles near the insertion of the palar claw.

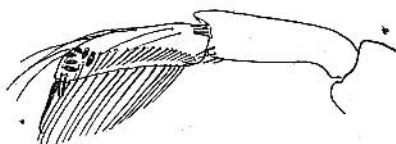


Fig. 2. *Heterocorixa kuntzei* n. sp., ♂. Front tibia and pala.  $\times 50$ .

Length of the various parts of the middle and hind legs, measured in percentages of the length of the corresponding femora appears as follows:

	femur	tibia	tarsus	claws
Middle legs :	100	40,9	30,9	24,2
	femur	tibia	tarsus 1	tarsus 2
Hind legs :	100	94,1	105,9	52,9

Middle claws distinctly shorter than tarsi. Underside of hind femora hairy only at extreme base and along inner edge, distal part with a few scattered short spines; a row of about five spines along outer edge.

Prestrigilar comb of the fifth abdominal tergite of the ♂ long (Fig. 3), formed by 31 pegs standing in a regular concave row along the whole edge of a corresponding prominence



of the posterior margin of the tergite. The pegs become distinctly larger towards the median end of the row, where it terminates with a few short bristles. Strigil strongly transverse, consisting of about 10 fairly regular short combs (Fig. 3). Middle lobe of seventh abdominal tergite bluntly triangular, covered

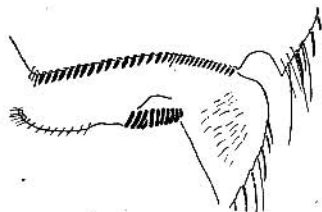


Fig. 3. *Heterocorixa kuntzei* n. sp. ♂. Prestrigil and strigil.  $\times 50$ .

with long hairs (Fig. 4). Lobes of eighth abdominal segment remarkably narrow and tapering in both sexes (Fig. 4). The shape of the claspers of the male genital armature could not be studied with sufficient accuracy in the teneral specimen:

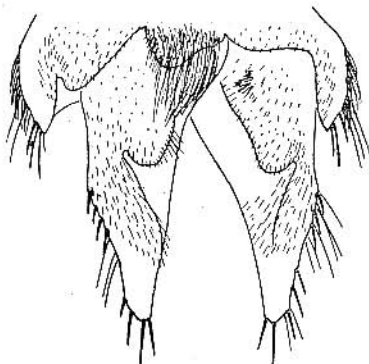


Fig. 4. *Heterocorixa kuntzei* n. sp., ♂. Seventh and eighth abdominal segment from above.  $\times 30$ .

The specimens are labeled: Sancta Catharina, leg. Lüderwaldt. A slide prepared of the ♂ is chosen as holotype.

The species is dedicated to the memory of Dr. Roman Kuntze, professor of zoology at the High School of Agriculture at Warsaw, executed by the Germans in August, 1944.

*H. kuntzei* n. sp. seems to belong to the group of species formed by *H. williamsi* Hung., *H. boliviensis* Hung., *H. chapadiensis* Hung., *H. woytkowskii* Hung. and *H. nigra* Hung.<sup>14</sup>), being, however, distinct in first line by the small number of palar pegs and by the shape of the prestigilar comb and of the strigil.

### XXVIII.

#### Distributional data.

*Corixa (Hesperocorixa) parallela* (Fieb.). Bulgaria, Pirin, pool in the Demianica Valley, above the upper forest border, 21 VIII 1948, 2 ♂♂; pool above Vasilaško Jezero, 2385 m above sea-level, 23 VIII 1948, 1 ♀; leg. K. Kowalski and A. Krzanowski. This species is new for the Bulgarian fauna. Up till present it was known to occur in Transcaucasia, Crimea, Greece, Albania, Yugoslavia, Rumania, Hungary, Northern Italy and in the Carpathian Mountains, both in their eastern part in the Ukrainian S. S. R., and in the Western Carpathians in Poland (Babia Góra), where it reaches farthest into Central Europe.

*Sigara (Tropocorixa) arguta* (B. White). Owing to the kindness of Dr. K. Wodzicki, Wellington, N. Z., I received recently material of this species from the following localities in New Zealand: Dunedin, Tomahawk Lagoon, II 1948, 1 ♂, 2 ♀♀, leg. L. Gurr; Dunedin, Botanical Garden, Lilly Pond, 11 II 1949, 1 ♂, 1 ♀, several larvae, leg. L. Gurr; South Island, Lake Katherine, George Sound, 3 IV 1949, 2 ♂♂, 2 ♀♀, leg. Brian Cunningham; South Island, Lake Lochie, Eglinton Valley, 486 m above sea-level, 1 ♂, 2 ♀♀, several larvae, leg. Dr. K. Wodzicki. The above specimens agree with the redescription of this species given by Dr. O. Lundblad<sup>15</sup>). The number of palar pegs was found to be, in 5 palae examined: 26, 27, 28, 29, 30.

---

<sup>14</sup>) H. B. Hungerford, Univ. Kansas Sc. Bull., Lawrence, Kans, 32, pp. 105—136, f. 2A, pl. XVI—XX.

<sup>15</sup>) Entom. Tidskr., Stockholm, 50, 1929, pp. 36—39, ff. 12—14, pl. IV, f. 6.

## Streszczenie.

Na podstawie zbadania typu opisowego zostało wyjaśnione, że afrykańska *Corixa sexlineata* Reut. jest identyczna z *Sigara hedenborgi* Lundbl., wobec czego gatunek ten winien nazywać się *Sigara sexlineata* (Reut.). Z opisanych w swoim czasie przez A.M. Łomnickiego wioślaków plejstocenijskich *Corisa ozokeritica* Łomn. jest synonimem dzisiejszej *Sigara (Callicorixa) producta* (Reut.), natomiast *Corisa (Glaenocorisa) Horvathi* Łomn. jest, być może, gatunkiem samodzielnym, choć bliskim bardzo do *Sigara (Arctocorisa) germari* (Fieb.) i winna nosić nazwę *Sigara (Arctocorisa) horváthi* (Łomn.). Dalej podany jest spis typów opisowych wioślaków, jakie uległy zniszczeniu przy częściowym spalaniu przez Niemców Państwowego Muzeum Zoologicznego w Warszawie na jesieni 1944 r. Następnie opisany zostaje nowy gatunek wioślaka z południowej Brazylii pod nazwą *Heterocorixa kuntzei* n. sp. Wreszcie podane są nowe dane dotyczące rozmieszczenia *Corixa (Hesperocorixa) parallela* (Fieb.) w Bułgarii i *Sigara (Tropocorixa) arguta* (B. White) na Nowej Zelandii.